



PHOTOS MAY SHOW OPTIONAL OR CUSTOMISED EQUIPMENT.

BORUM MASTER 2000 BASIC MACHINE

From city areas to urban and interurban roads, the Borum Master 2000 can handle both smaller jobs and longer road stretches.

The Borum Master 2000 is an agile machine with excellent load abilities and a turning radius of only 3,2m. It allows for thermoplastic capacities up to 290 liters, 2-component or cold paint capacities of 440 liters and for two colours cold paint also 2 x 220 liters.

Equipped with the new generation of Borum's LineMaster computer, operating the machine is easy and convenient. All controls are integrated into the armrest, the computer is mounted on a 3D adjustable rod to ensure perfect ergonomic positioning for the operator and a clear outlook to the line applicator.

The BM 2000 has a one-seat slidable drive and operator section for flexible working on the left or right side.

Easy access and servicing of the machine through large doors to the engine room.

KNOWING THE BM 2000

LINEMASTER COMPUTER

With the LineMaster Computer you can control up to 6 paint or spray guns, 6 bead guns and equipment with up to 24 shutters. Moreover, it controls all these various sets of equipment in this ONE unit.

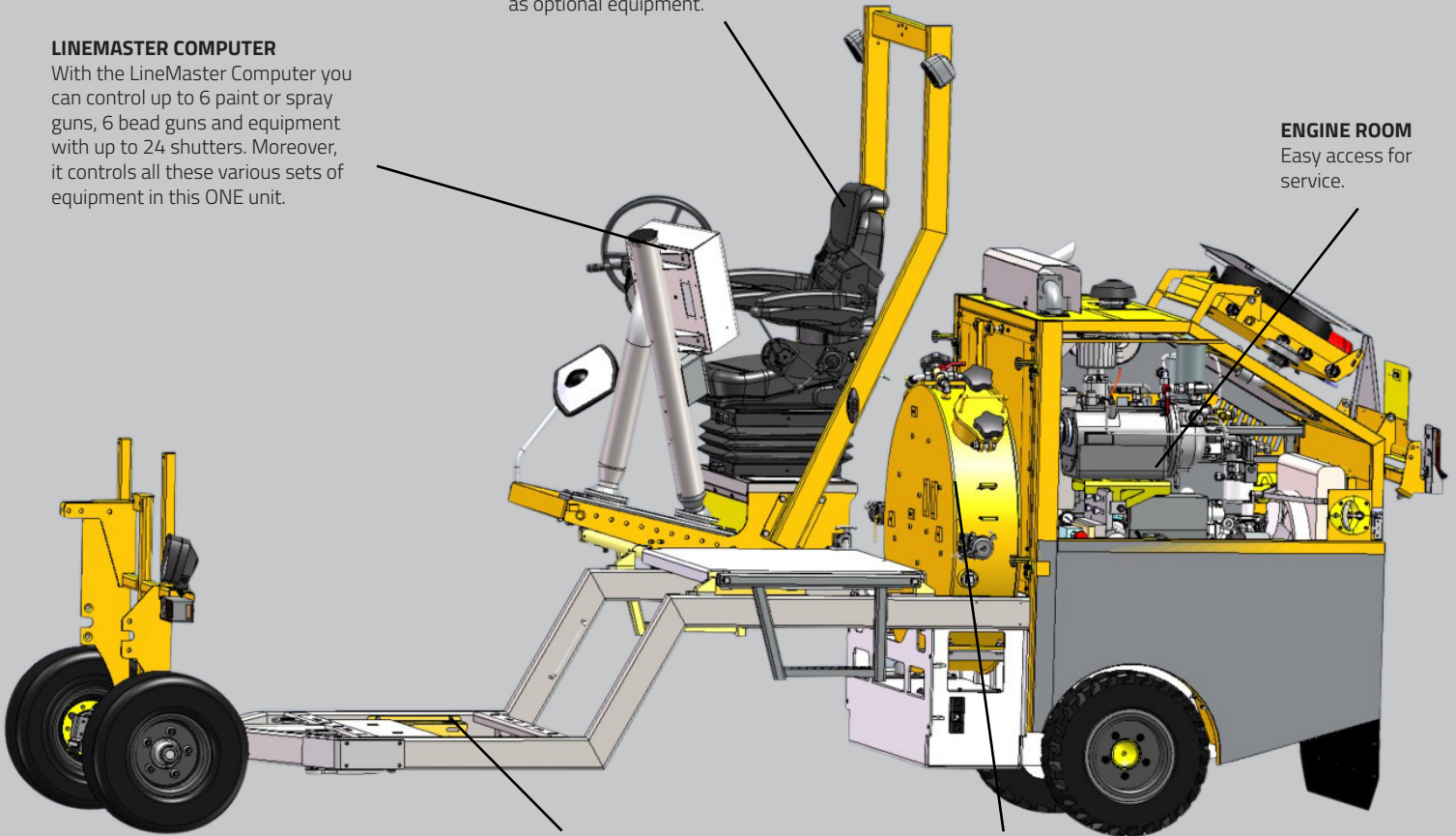
OPERATOR SECTION

Quick and easy change from side to side for marking left and right. Dual torque steering - good directional stability. Cruise control can be added as optional equipment.

FULL REAR VIEW

ENGINE ROOM

Easy access for service.




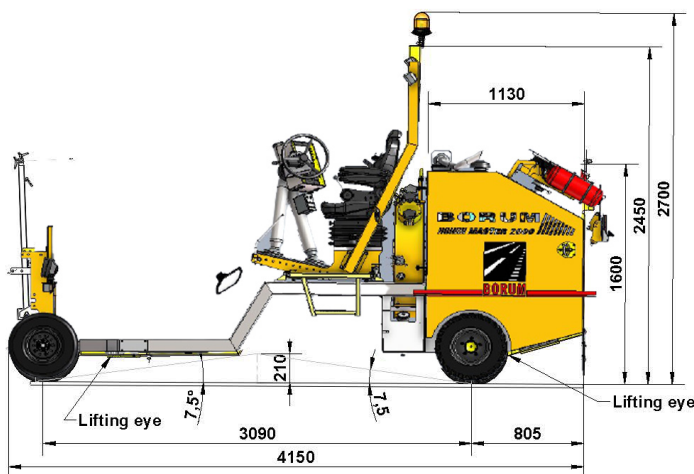
CHASSIS

Solid double-frame construction

MATERIAL TANKS

The possibility of an extra large material tank for major works ensures the most efficient workday and fast progression of the road works.

PRESSURIZED BEAD TANK



TECHNICAL SPECIFICATIONS

BM 2000

ENGINE		■ ■ ■ ■ ■ ■
Manufacturer	Kubota	
Type	Turbo (Diesel)	
Cooling	Water	
Cylinder	4 stroke 2400 cm ³	
RatedPower	44 KW	
Approval	EU stage IIIA (type V2403-M-T-E38)/US Interim TIER 4	
COMPRESSOR		■ ■ ■ ■ ■ ■
Compressor Capacity	Screw compressor. 1800 L/min @ 10 bar Integrated oil-cooling system. Air-cooler incl. water separator.	
FILLING CAPACITIES		■ ■ ■ ■ ■ ■
Fuel tank capacity	50 L (diesel)	
Hydraulic tank size	50 L	
Bead capacity	115 L/170 kg. Pressurized (max 1.2 bars)	
MATERIAL TANK		■ ■ ■ ■ ■ ■
Material Tank	265L or 290L for Thermoplastic spray, 440L or 2x220L for cold paint and 440L for 2-component	
DRIVING PROPERTIES		■ ■ ■ ■ ■ ■
Turning radius	3,2 m	
Steering	Dual torque steering	
TRANSMISSION		■ ■ ■ ■ ■ ■
Hydrostatic transmission	For variable speed, forward/backwards	
Speed	0-16 km/h	
ELECTRICAL SYSTEM		■ ■ ■ ■ ■ ■
Electrical system	12 V / 150 Amp	
CONTROL UNIT		■ ■ ■ ■ ■ ■
Borum LineMaster	Program up to 99 different line types. Organise lines in up to 30 marking programs. 8" display. Transfer of daily marking reports. Data about road marking jobs can be accessed online (optional).	
COLOUR		■ ■ ■ ■ ■ ■
Colour	RAL 1007 (Other colours available on request)	
DIMENSIONS		■ ■ ■ ■ ■ ■
Length	4150 mm	
Width	1100 mm	
Height	2450 mm (Without Beacon)	

ADDITIONAL EQUIPMENT

The additional equipment can be mounted on the machine according to your requirements. They are not necessary for the running of the machine but add to the comfort of the machine driver or to the functionality of the machine.



Ejector filling of bead tank



Fixed pointer
With hydraulic lifting system



Remote control for BM Lin-eMaster



Bar with pneumatic lift for mounting warning lights
(Comes without lights)



Bead alarm mounted on bead gun



Air drier for bead tank



BM Online



Cone holder



Pointer turning with steering
With hydraulic lifting system



Cruise control



Sunshade with 1 rotating light



Pre-marking system with paint gun



Pre-marking system with paint can



Airknife



Hydraulic broom